



**LEAVING NO
ONE BEHIND:
EVALUATION
for 2030**

2019 National Evaluation
Capacities Conference

LOCAL GOVERNANCE EVALUATION AND SDGs

BUSIA COUNTY GOVERNMENT- KENYA

BY ROBERT PAPA

Presentation outline

- Introduction
- Linkage of County functions and SDGs
- County performance management framework
- Monitoring and Evaluation implementation framework
- SDGs delivery mechanism
- Challenges and way forward



Partners

Busia County Government in Kenya through the Council of Governors has partnered with the following:

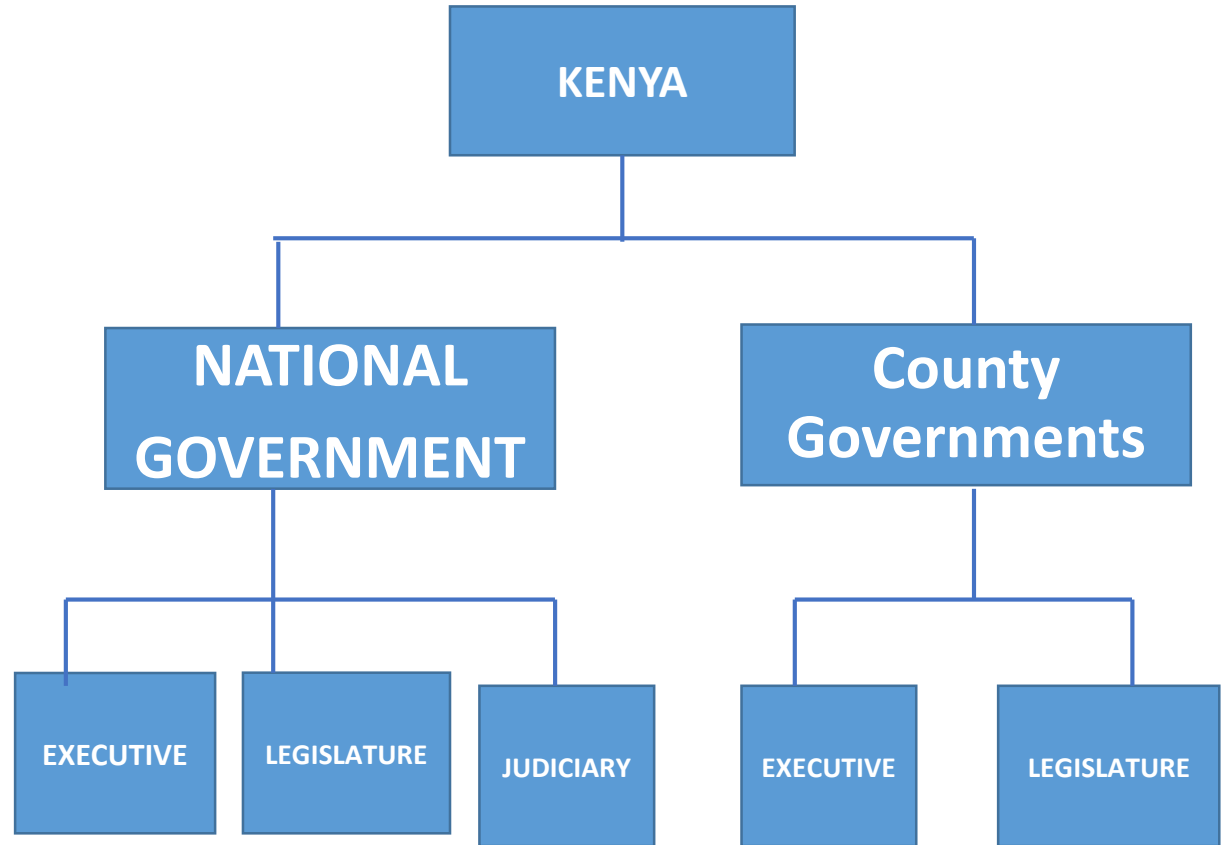
- DFID
- World Bank
- UNDP
- FAO
- UNICEF
- Private Sector, CSOs, Academia, Media, Philanthropy and Foundations

Introduction

GOVERNANCE

STRUCTURE

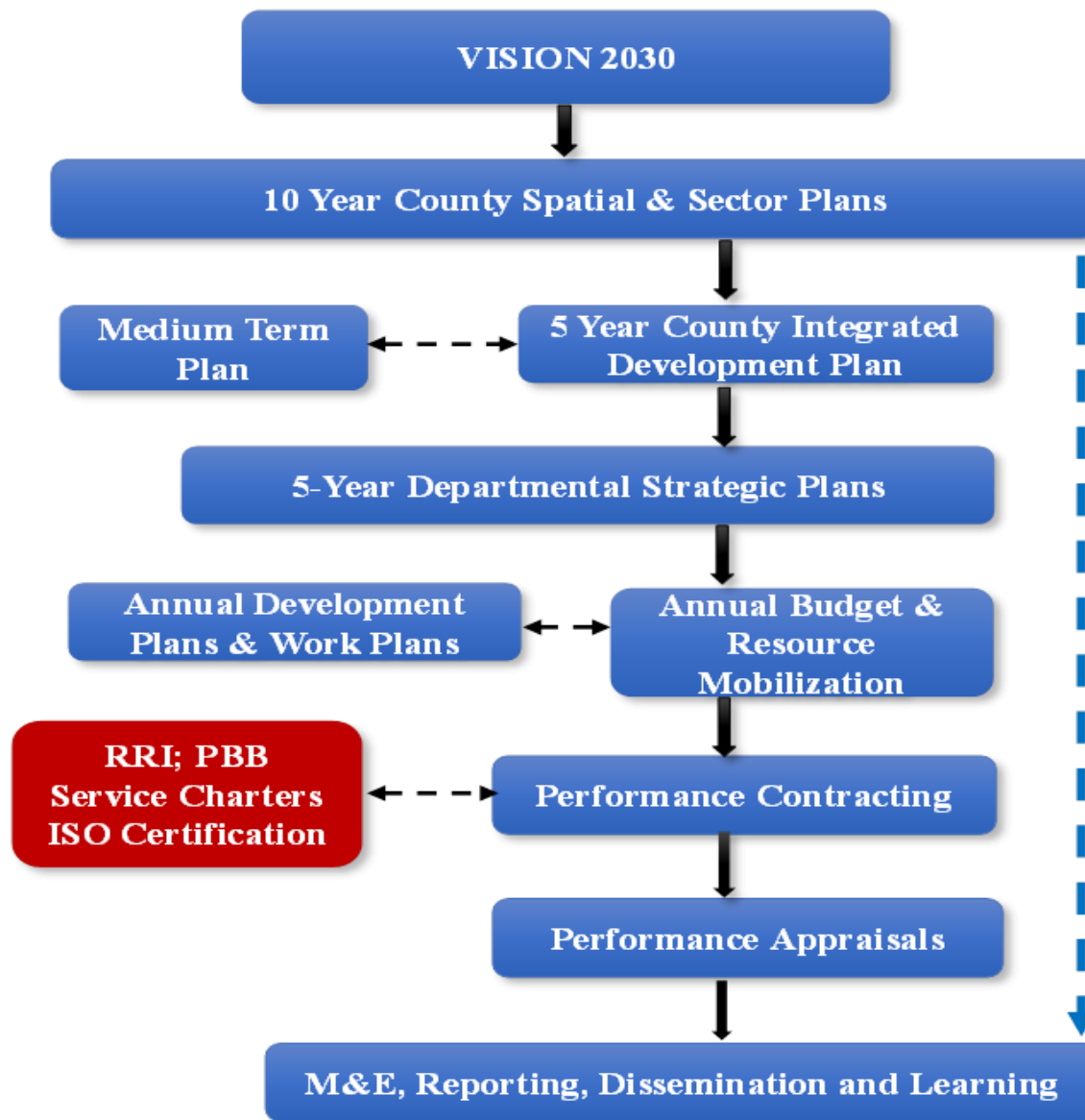
- The two levels of governments: the National Government; and the 47 County Governments.
- The Fourth Schedule of the Constitution of Kenya specifies the functions to be performed by each level of government.



County functions and SDGs

Function	Goal
Agriculture	Goals 1 and 2
County health services	Goal 3
Control of air pollution, noise pollution, other public nuisances	Goals 3, 6 and 14
Cultural activities, public entertainment and public amenities	Goals 4 and 11
County transport	Goals 9 and 11
Animal control and welfare	Goal 2
Trade development and regulation	Goals 2, 3, 8, 10 and 17
County planning and development	All
Pre-primary education, village polytechnics, homecraft centres and childcare facilities	Goal 4
Implementation of specific national government policies on natural resources and environmental conservation	Goals 1, 6, 8, 9, 11,12, 13 and 17
County public works and services	Goals 9 and 11
Firefighting services and disaster management	Goals 1, 2, 11 and 13
Control of drugs and pornography	Goal 3
Ensuring and coordinating the participation of communities and locations in governance at the local level and assisting communities and locations to develop the administrative capacity for the effective exercise of the functions and powers and participation in governance at the local level	All

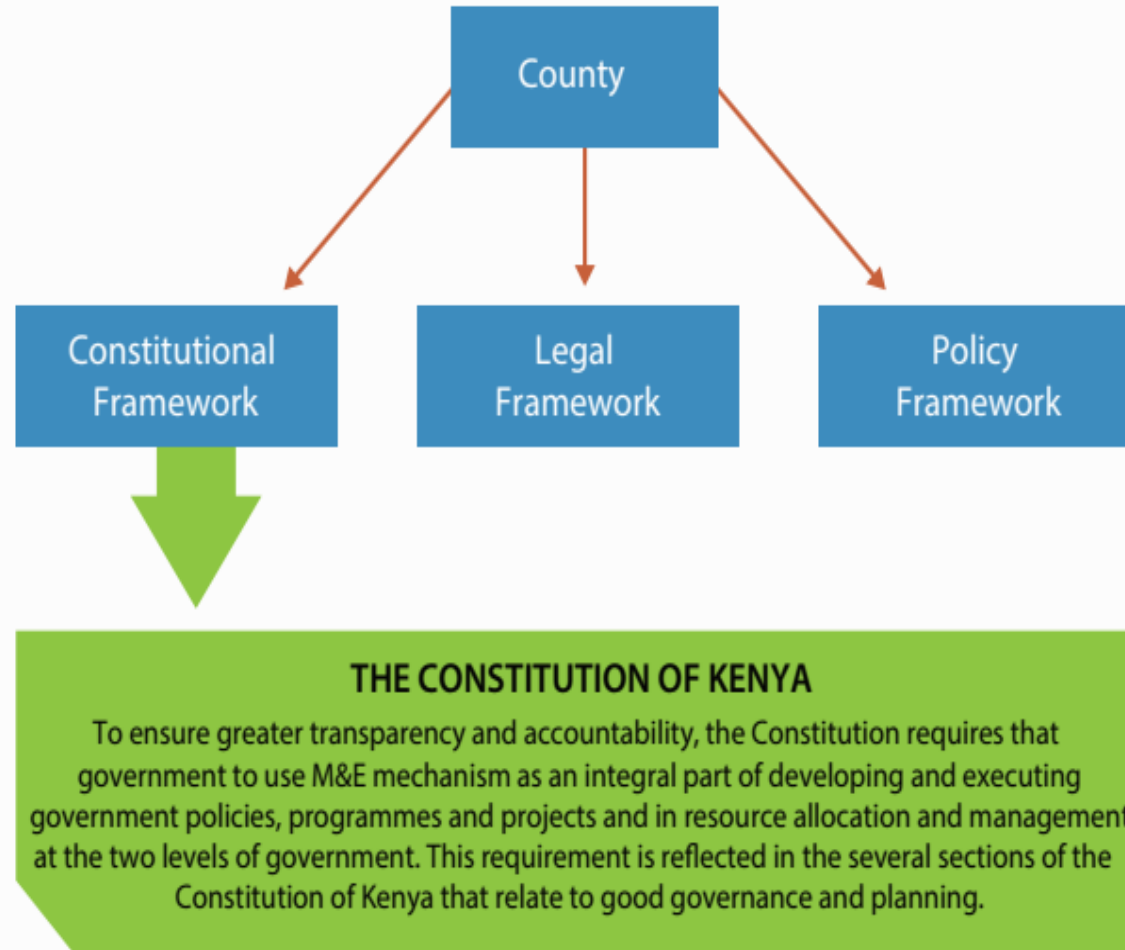
County performance management framework



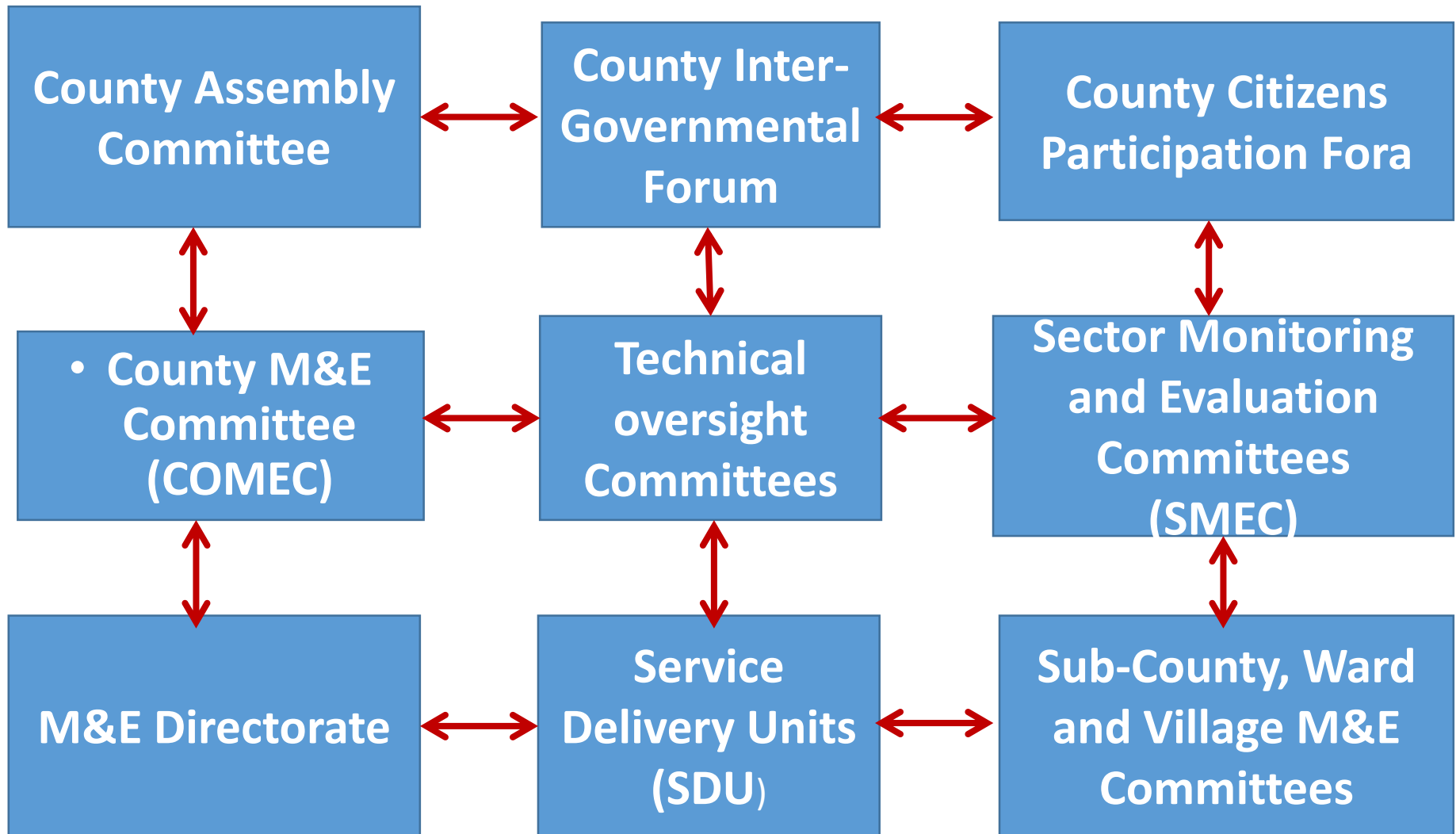
Performance contracting matrix

	CRITERIA CATEGORY	UNIT OF MEASURE	WEIGHT	CURRENT STATUS FY 2017/18	TARGET FY 2018/19
D	CORE MANDATE				
	County Department's priority projects/ programmes ("Big Four" Initiatives, Vision 2030 Flagship Projects, programmes / Projects aligned to SDGs and SPS)		50		
	Revenue Collection	Ksh.	4		
	Ease of Doing Business	%	2		100
	Compliance With Statutory Obligations	%	2		100
	Project Completion Rate	%	2		100
	Weight Sub Total			60	

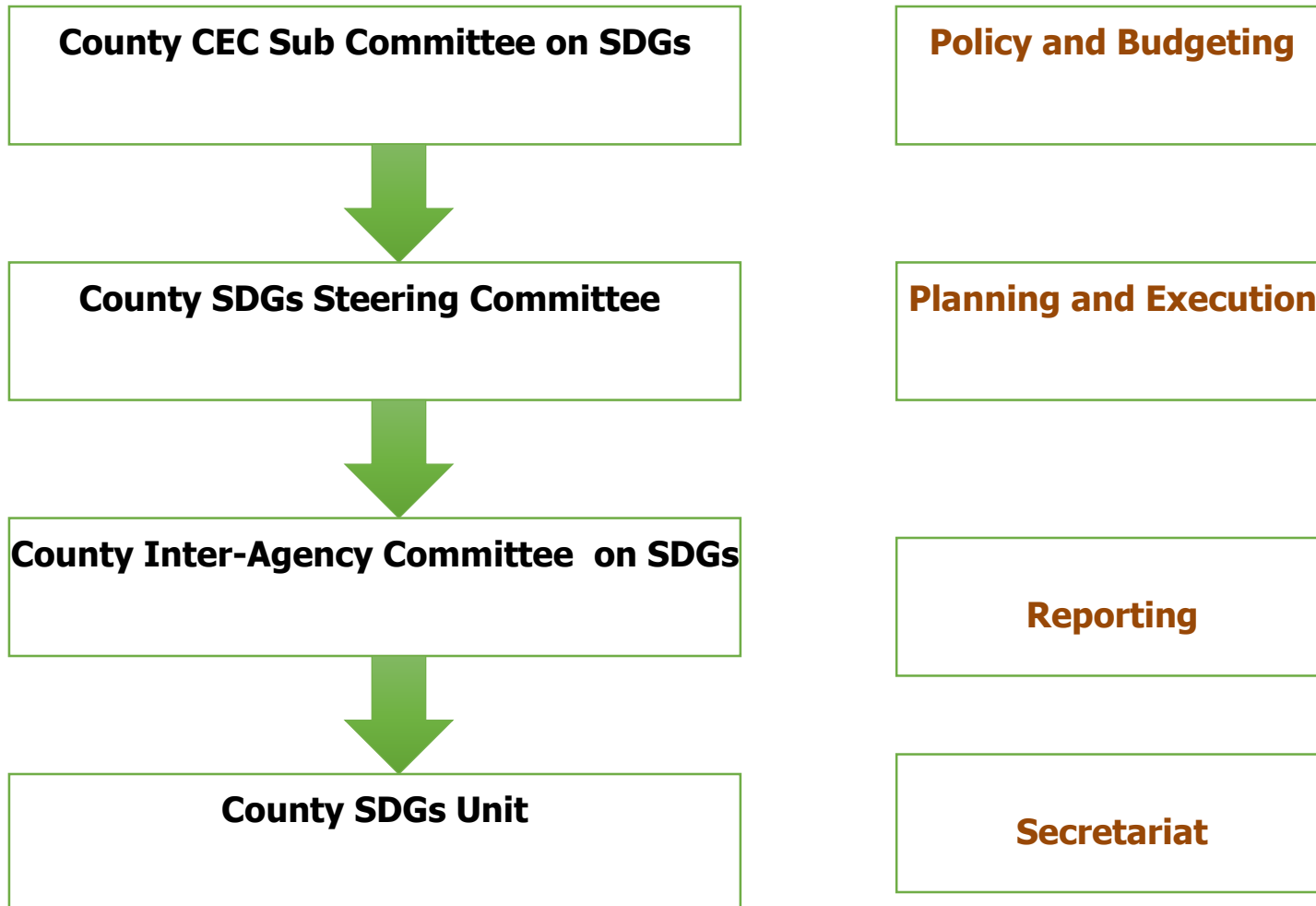
Frameworks for M&E implementation



County integrated monitoring and evaluation system



SDGs delivery mechanism in the County



Key milestones

- SDGs have been properly mainstreamed in all County planning and performance management documents.
- Evaluation and review of SDGs implementation forms the basis for subsequent planning.
- County has developed an environmental safeguards and social risk management framework.
- County has passed a citizen engagement and public participation Act that has strengthened participatory decision making.
- County has developed a grievance redress and compliments mechanism.
- County developed its SDGs voluntary review report for 2019.

Key achievements

- Gross County Product Report for Kenya places Busia County as the 3rd fastest growing County (KNBS 2018).
- World Banks reports for 2016, 2017 and 2018 has ranked the County best on ease of doing business index.
- County ranked 2nd best in improving health service delivery in Kenya.
- County has been struck off the list of counties requiring relief food.
- County ranked the best in the World Bank Supported Kenya Devolution Support Programme.

Challenges and recommendations

CHALLENGE	WAY FORWARD
1. Inadequate resources	<ul style="list-style-type: none">• Growing own source revenue through automation of revenue collection• Adoption of public private partnership models to service provision• Development of regional economic blocs to leverage on resources and exploit comparative advantages between counties• Partnership with development partners
2. Inadequate skills and knowledge	<ul style="list-style-type: none">• Continuous training of county staff• Peer to peer learning between counties
3. Inadequate data to support tracking and reporting	<ul style="list-style-type: none">• Establishing County Statistics office



**LEAVING NO
ONE BEHIND:
EVALUATION
for 2030**

2019 National Evaluation
Capacities Conference

Thank You

 @undp_evaluation

#NECdev