



USING MONITORING AND EVALUATION TO MANAGE DEVELOPMENT IMPACT IN TRINIDAD & TOBAGO

MINISTRY OF PLANNING AND DEVELOPMENT

FORMAT OF PRESENTATION

- I. Some facts about Trinidad and Tobago
- II. Background to Building A Results Based Management System
- III. Where are we now?
- IV. Where do we go from here?

SOME FACTS ABOUT TRINIDAD AND TOBAGO



BUILDING A RBM SYSTEM IN T&T

- Over the last 10 years, Trinidad and Tobago has been working towards building a robust M&E System within the Public Service
- The purpose of this System is to ensure that Government interventions can be managed and assessed with a view to determining in particular what IMPACTS such interventions are having and why, as well as their contribution to stated national goals

BUILDING A RBM SYSTEM IN T&T

- Since 2005 with the then Government's Vision 2020 Development Plan, it was understood that while strategy linked to necessary projects/programmes was critical to advancing T&T, a performance measurement system was equally important
- The Vision 2020 Operational Plan 2007-2010, was the first Plan in T&T to introduce the fundamentals of a results based management system


BUILDING A RBM SYSTEM IN T&T

- The Operational Plan (2007-2010) was developed in order to move from the strategic to the Operational/Action level
- It represented the first attempt at linking **Goals, Objectives, Strategies to Key programmes/projects and outcomes**




BUILDING A RBM SYSTEM IN T&T

15 years to 2020



First 4 years to 2010



BUILDING A RBM SYSTEM IN T&T

Annual Progress Reports (Vision 2020)

Annual progress reports were developed to identify the progress made towards achievement of specific targets in the OP 2007-2010


It represented an introduction to the concept of managing for results

It sought to provide a preliminary assessment of where we were performing well and where we were not


BUILDING A RBM SYSTEM IN T&T

Annual Progress Reports

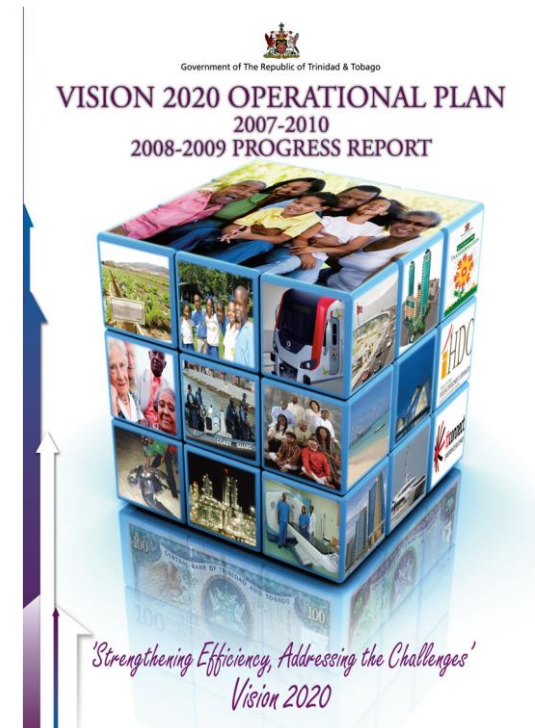
2007 Progress Report



2008 Progress Report



2008 - 2009 Progress Report







Part II: WHERE ARE WE NOW?





LEARNING FROM PAST EXPERIENCE

- Since 2005, the Ministry of Planning and Development has made tremendous advances in capabilities and capacities to design and implement results-based management systems.
- Our current model is based on the fundamentals of using M&E to 'Manage for Impact'


ADVANCING M&E IN T&T



ADVANCING M&E IN T&T



ALL POLICY AND MEASUREMENT DOCUMENTS ALSO LINKED TO THE MILLENNIUM DEVELOPMENT GOALS REPORT




NATIONAL M&E POLICY

In 2015 the National M&E Policy was approved which identified the key elements of a robust RBM System as follows:

- **Legislation**
- **National Policy**
- **Institutional framework**
- **Human Capacity**
- **Data Collection and Management System**
- **Measurement System**
- **Reporting System**


One of the measurement systems which has been established is the subject of this presentation.

MEASURING PERFORMANCE



The **National Performance Framework** provides the ability for Government to **measure, monitor, report and use** results based performance information in a systematic fashion as a normal part of doing business

MEASURING PERFORMANCE



The **National Performance Framework** also identifies:

- 8 Key Results Areas (KRAs)
- 23 National Outcomes
- 52 National Indicators
- The NPF also introduced the concept of the **Cluster Approach**

Consequently, KRAs, National Outcomes and National Indicators are used to monitor Government's performance, the product of which is the **ANNUAL REPORT ON PERFORMANCE**

HOW IT WORKS?

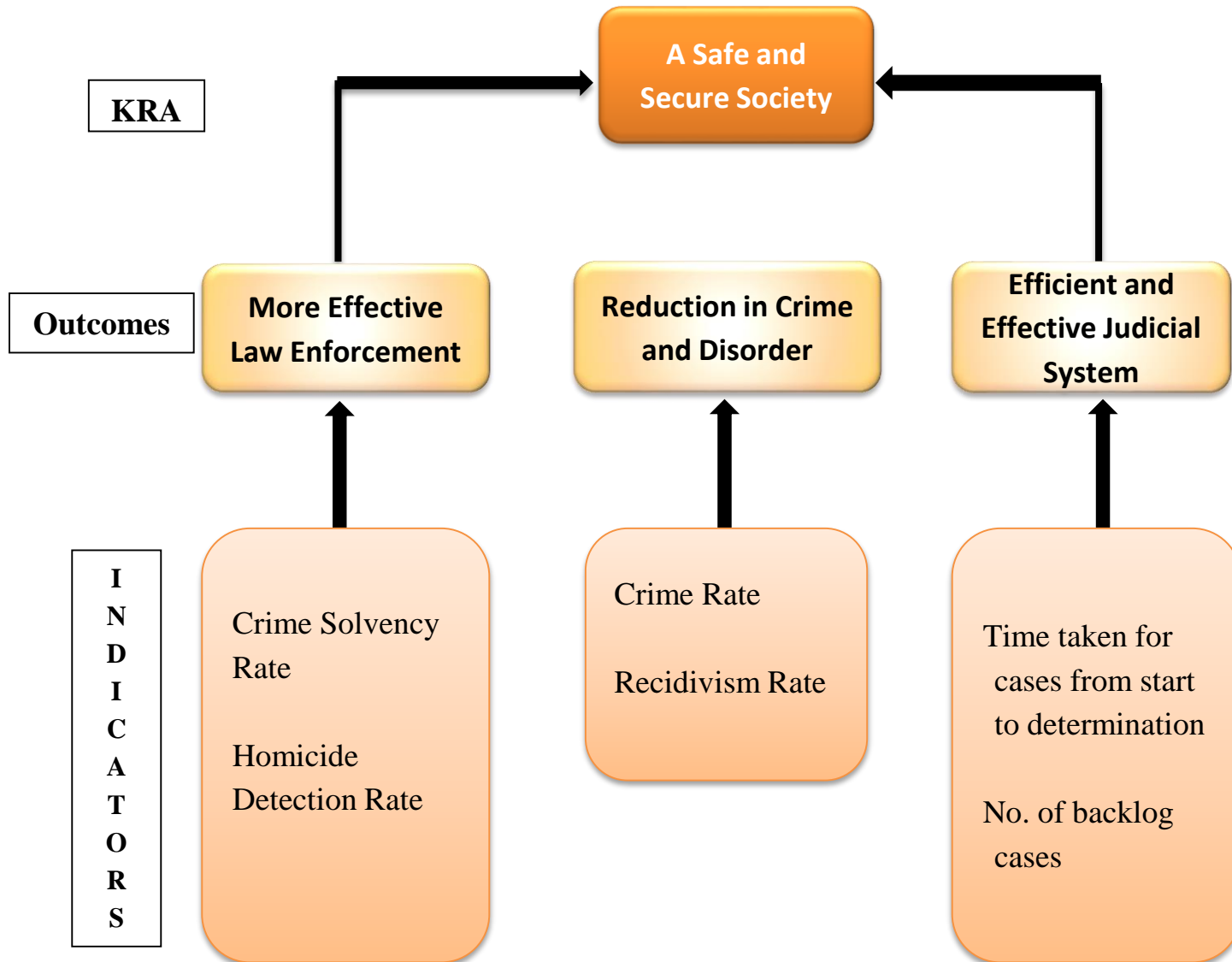
E.g. Priority – Crime and Law & Order

KEY RESULT AREA

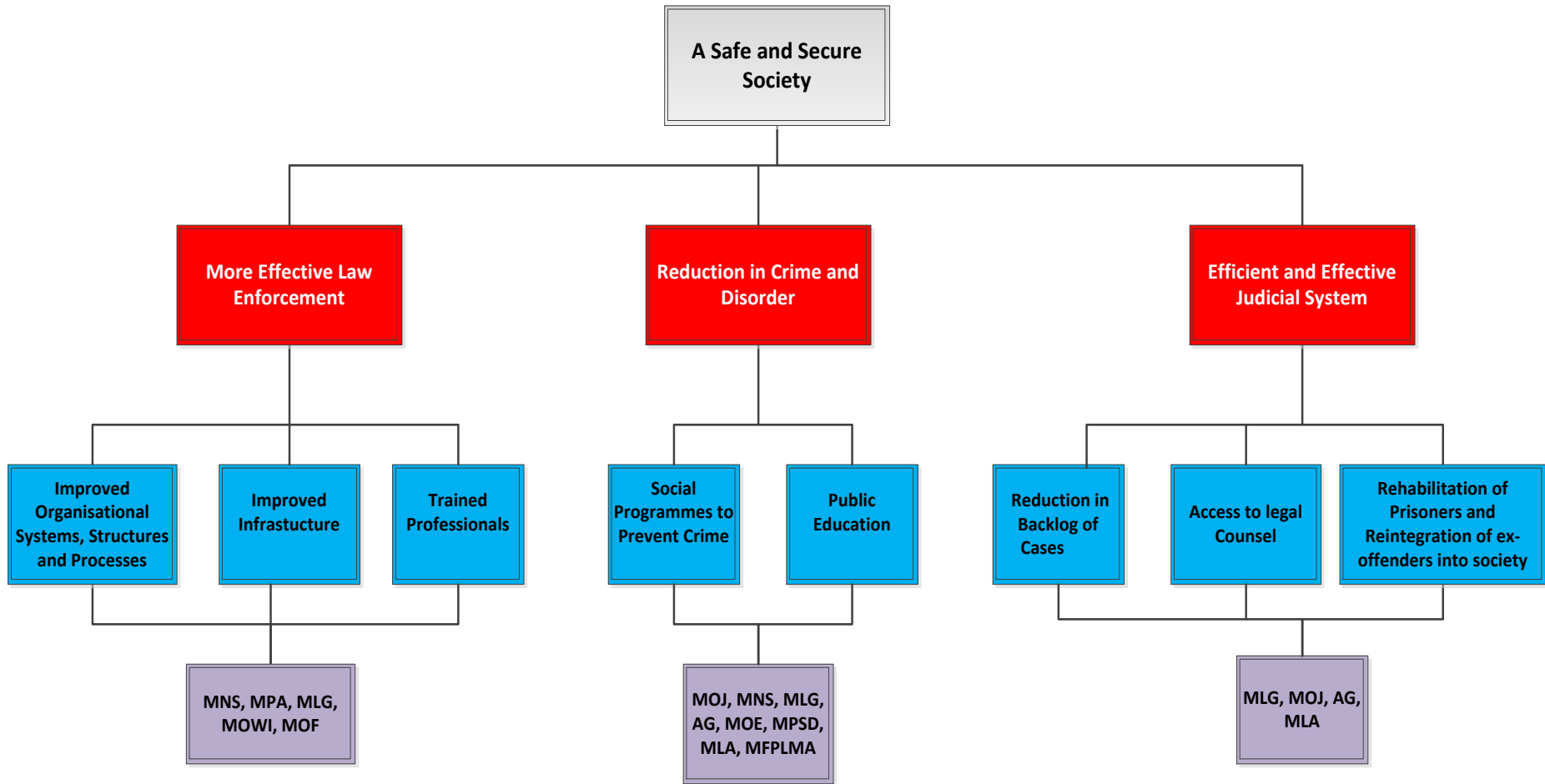
› A Safe and Secure Society

OUTCOME	OUTPUTS
<ul style="list-style-type: none">• More Effective Law Enforcement	<ul style="list-style-type: none">• Improved Organisational Systems, Structures and Processes• Improved Infrastructure• Trained professionals
<ul style="list-style-type: none">• Reduction in Crime and Disorder	<ul style="list-style-type: none">• Social programme to prevent crime• Public Education
<ul style="list-style-type: none">• Efficient and Effective Judicial System	<ul style="list-style-type: none">• Reduction in backlog of cases• Access to legal council• Rehabilitation of Prisoners and Reintegration of ex-offenders into society

Measuring Outcomes



Standard Results Chain



KEY RESULT AREA

OUTCOME

OUTPUT

MINISTERIAL CLUSTERS

A SNAPSHOT OF PRIORITIES, KRA'S & TARGETS

PRIORITY	KRA	TARGETS
Crime and Law & Order	A Safe and Secure Society	<ul style="list-style-type: none">✓ 25% reduction in Crime rate by 2014✓ 10% reduction in Recidivism Rate annually✓ 25% increase in homicide detection rate by 2014
Agriculture and Food Production	A Food Secure Nation	<ul style="list-style-type: none">✓ Reduce Basic Food Import Bill to \$3 billion by 2015✓ Reduce Food Inflation Rate by 25% by 2015✓ Increase Agriculture Sector Contribution to Non Energy GDP by 3% by 2015
Health Care Services and Hospitals	A Fit and Healthy Nation	<ul style="list-style-type: none">✓ Reduce the mortality rates from cancer per 100,000 persons by 20% by 2015✓ Increase in the physician professionals to 18 doctors per 10,000 by 2015✓ Reduce the mortality rates for non communicable diseases by 20% per 100,000 population by 2015

Challenges and Weaknesses

- Unavailability of current data at the national level (need to strengthen the capacity of the National Statistics Office)
- Lack of a robust data collecting strategy and system within Ministries
- Limited functioning of the clusters
- Inadequate trained M&E personnel in Ministries

CHALLENGES AND WEAKNESSES

- Insufficient evaluations of key projects/programmes to determine successes
- Untimely submission of Ministry's Bi-Annual Reports

WAY FORWARD

Ministry of Finance will continue to monitor budget execution and multilateral agencies funded projects

Ministry of Planning and Development will:

- Review the NPF with a broad cross section of stakeholders including the private sector and academia with a view to strengthening it
- Develop a comprehensive communication plan for sharing the Framework and the reports emanating from it with citizens
- Improve performance of Ministries by establishing M&E Units where they do not exist and developing more robust implementation plans
- Continue to monitor Ministries' Strategic Plans

WAY FORWARD

- Consult with Ministries, Departments and Agencies to strengthen consensus on KRAs, indicators and targets
- Enhancing data collection within Ministries/Agencies to ensure that national indicators can be populated in order to report on National Performance
- Use of Performance information contained in the Annual Report to inform and improve decision making at all levels of government
- Implementation of the National Monitoring and Evaluation Policy for Trinidad and Tobago



MINISTRY OF PLANNING & DEVELOPMENT

THANK YOU

Government of the Republic of Trinidad and Tobago