



# Evaluation Practice and SDGs: Bangladesh perspective



Mohd. Monirul Islam  
Deputy Secretary  
Prime Minister's Office (PMO),  
Government of Bangladesh

# MDG Evaluation Report of Bangladesh



## MILLENNIUM DEVELOPMENT GOALS:

End-period Stocktaking and Final Evaluation Report  
(2000-2015)



General Economics Division (GED)  
Bangladesh Planning Commission  
Government of the People's Republic of Bangladesh  
September 2016

MDG	Target	Target Met	Needs Attention	Low Achievements	On Track
MDG 1	National poverty	●	●		
	Underweight Children	●			
MDG 2	Primary Enrolment	●			
	Primary completion	●			●
	Gender primary	●			
MDG 3	Gender secondary	●			
	Gender tertiary	●	●		
MDG 4	Under-5 mortality	●			
	Infant mortality	●			
MDG 5	Maternal mortality		●		
	Skilled birth attendance				●
MDG 6	Antenatal care (>=1 visit)				●
	HIV prevalence				●
MDG 7	TB prevalence		●		
	Forest cover		●		
MDG 7	Protected area		●		
	Safe drinking water				●
MDG 7	Basic sanitation		●		

**1**  
ERADICATE  
EXTREME POVERTY  
AND HUNGER

**2**  
ACHIEVE UNIVERSAL  
PRIMARY EDUCATION

**3**  
PROMOTE GENDER  
EQUALITY AND  
EMPOWER WOMEN

**4**  
REDUCE  
CHILD MORTALITY

**5**  
IMPROVE MATERNAL  
HEALTH

**6**  
COMBAT HIV/AIDS,  
MALARIA AND OTHER  
DISEASES

**7**  
ENSURE ENVIRONMENTAL  
SUSTAINABILITY

### LEGEND

●	Target Met	●	Needs Attention
●	On Track	●	Low Achievements

# Contributing factors for MDGs achievements

**Strong political commitment**

**Channelizing of resources to desired sectors**

**Inclusive and pro-poor macroeconomic measures**

**Sustained GDP growth**

**Gradual structural change of the economy**

**Increase in labour income**

**Reduction of dependency ratio**

**Increased life expectancy with decreased mortality**

**Reduction of population growth**

**Enhanced female labour force participation**

**Robust growth of exports**

**Surge in remittance from migrant workers**

**Emphatic GO-NGO collaboration**

**Multidimensional use of ICT**

**Improved connectivity**

**Government's targeted safety net programme**

**MDGs**

*The Unfinished Agenda*

# Area of Attention Required for Fulfilling the unfinished MDGs

**Youth  
unemployment**

**Stunting & Wasting**

**Income inequality**

**Primary education  
completion rate**

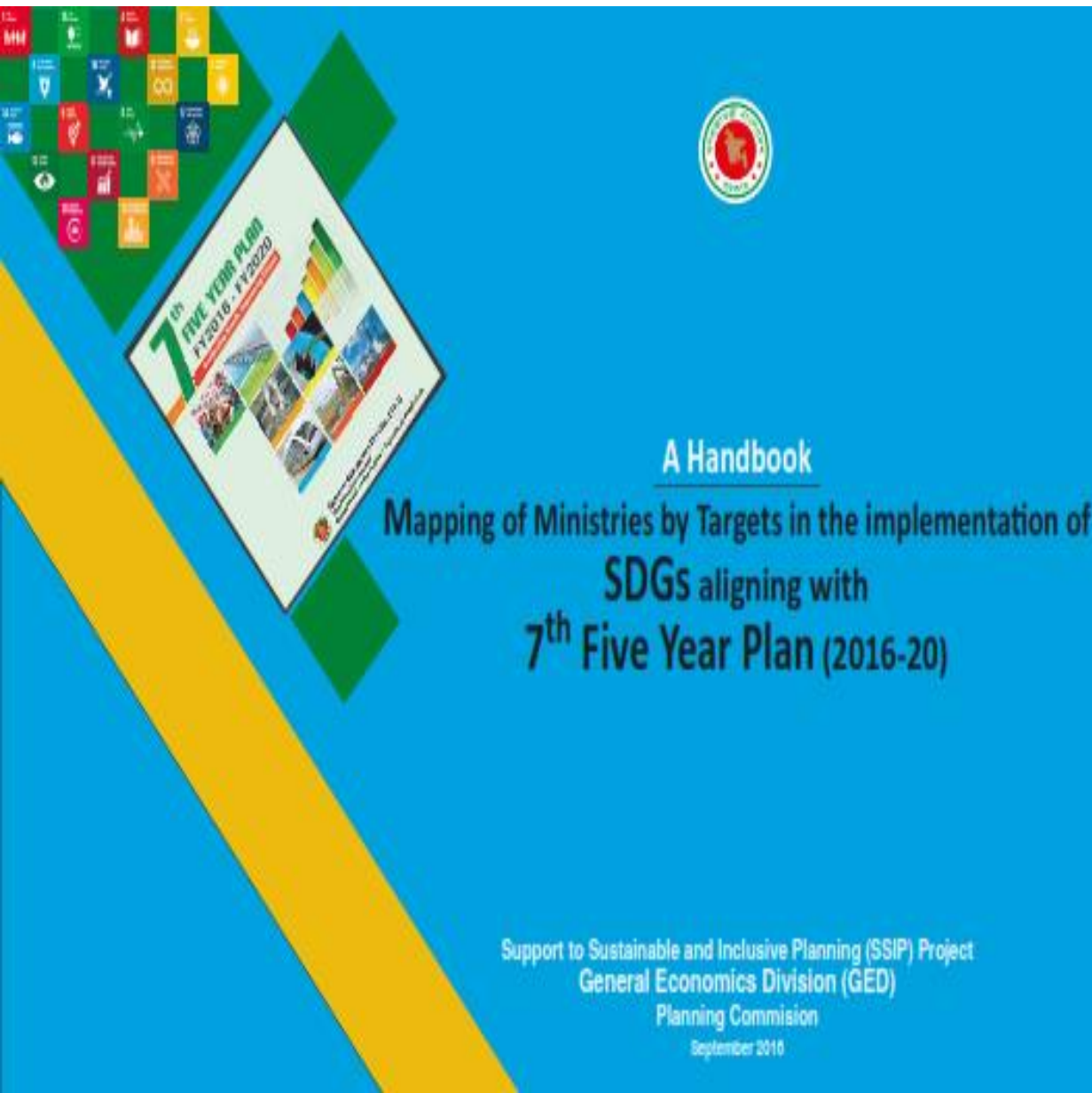
**Quality of education**

**Access to safe water**


**Improved sanitation**

**Raise public resources domestically at  
desired level**

# SDGs with 7<sup>th</sup> National Five Year plan



Bangladesh has integrated the targets of SDGs into the ongoing 7th Five Year Plan (FYP) from the very first year



# National Action Plan of Ministries/Divisions



## National Action Plan of Ministries/Divisions by Targets for the Implementation of SDGs



**General Economics Division (GED)**  
Bangladesh Planning Commission  
Ministry of Planning  
Government of the People's Republic of Bangladesh

June 2018

**43 Ministries/Divisions**  
have declared their action plan  
in achieving SDGs

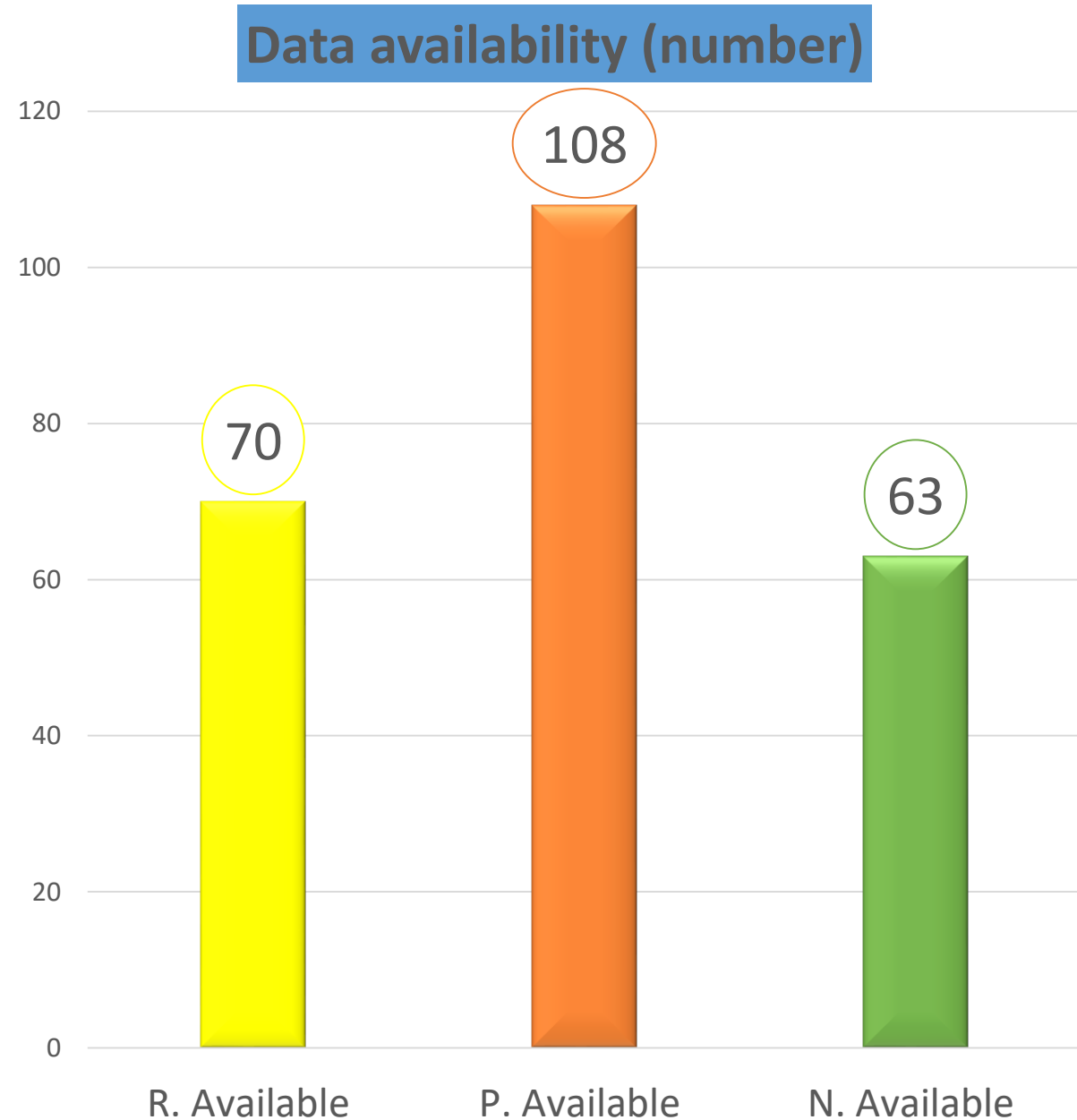
- Defined Lead/Co-lead and Associate agencies
- On-going projects with cost allocation
- Requirements of new projects
- Action/projects beyond on-going five year plan
- Policy Strategy

# SDGs in Annual Performance Agreement (APA)



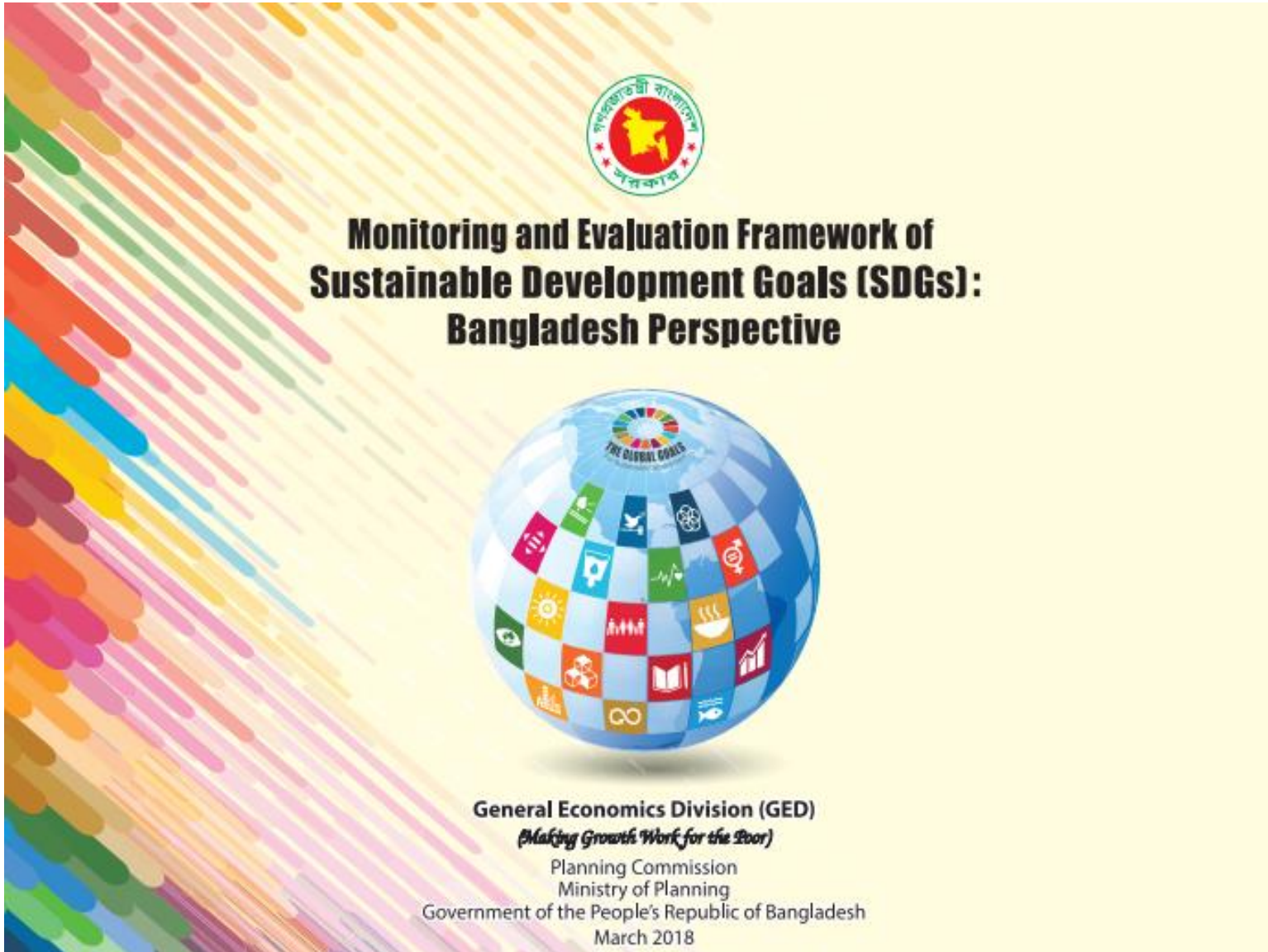
- Annual Performance Agreement (APA), a result-based performance management system introduced to improve efficiency, ensure transparency and accountability.
- Each ministry enters into a MoU with the Cabinet Division at the beginning of each financial year.
- SDG targets are included into APA system so that the long-term objectives can be translated into annual work plan of the ministries/divisions.

# Data Gap Analysis for SDGs: Bangladesh Perspective





# Monitoring & Evaluation Framework of SDGs: Bangladesh Perspective



- Base year for specific SDG indicator
- Milestones (2020, 2025 and 2030)
- Data Sources
- Data availability Status

# 39+1 INDICATORS

## Prioritized Indicators of SDGs for Bangladesh

### Priority Indicators



#### Goal : 1 End poverty in all its forms everywhere

- 1.1.1-Reduce the proportion of population living below extreme poverty line below 3%
- 1.2.1-Reduce the proportion of population living below national poverty line below 10%



#### Goal : 2 End hunger, achieve food security and improved nutrition and promote sustainable agriculture

- 2.1.1-Reduce the prevalence of stunting in children under 5 years of age to 12%
- 2.2.1-Ensure the proportion of cultivable land at a minimum of 55% of the total land



#### Goal : 3 Ensure healthy lives and promote well-being for all at all ages

- 3.1.1-Reduce neonatal mortality rate to 12 per 1,000 live births
- 3.2.1-Reduce under-5 mortality rate to 25 per 1,000 live births
- 3.3.1-Reduce the maternal mortality ratio to 70 per 100,000 live births
- 3.4.1-Reduce death rate due to road traffic injuries to 12 per 100,000 people

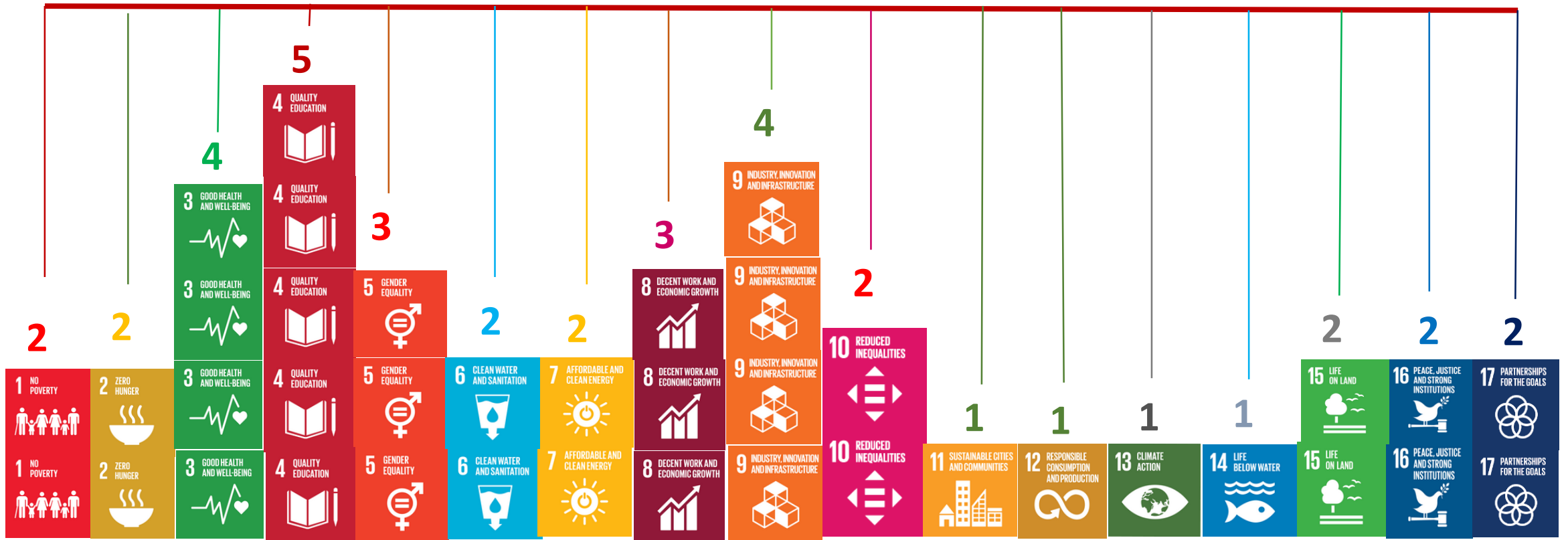


# Localization of SDGs: “39+ 1 National Priority Indicators”

## Connected with 159 SDG targets




## 39 Priority Indicators



# Data Context in Bangladesh




Unavailability of Data in corrected format




Inadequate Data Quality



Lack of Capacity



Demand driven decision/policy making



Deficiency of Disaggregated data



Lack of Coordination among/within the agencies



Absence of Data Sharing and Monitoring Mechanism



## HELPING GOVERNMENTS AND STAKEHOLDERS MAKE THE SDGS A REALITY



### SUSTAINABLE DEVELOPMENT GOAL 1

[More](#)

End poverty in all its forms everywhere

**7**  
Targets

**14**  
Indicators

**19**  
providers

# Global Launching of SDG Tracker

20 September 2017 during  
UN General Assembly  
(HPM Of Bangladesh)



HPM Sheikh Hasina delivering her speech in UN General Assembly

# Portal - Features and Functionality



## Progress Tracked

### Target and indicator focused

Data collected electronically through relevant sources based on coverage of geographical, time and frequency



## Indicator Correlation

Supports correlation/comparison among indicators as changes in one indicator affects progress of the other

## Disaggregation



Data - age, location, sex, race, religion, ethnic groups for identifying 'Left Behind' groups and present sectoral goals



## Data Visualization & Reporting

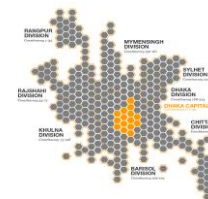
Visualises data in multiple tiers and manners (i.e. Bar, Column, Pie, Area, Pyramid, Scatter plot, Line Chart, Table, Map etc.) reflects implementation progress overtime



MANIFESTO  
DIGITAL  
BANGLADESH

Synergizing  
Development  
Plans

DEVELOPMENT  
MIRROR  
INNOVATIVE  
BANGLADESH



## Constituency Tracker

To Accelerate the Progress of evidence-based development planning and decision making



## Global Ranking

Analyzes across various Global Indices- represents country rank, frequency of publication, yearly comparison, etc.

## Government Manifesto

Synergies indicators across Development Planning agendas & Prioritised contextual SDG indicators



## 39+1 Priority Indicators:

Effective, Efficient, Timely implementation on country context & localisation of prioritised goals



## Resources

SDG Reports, MDG Reports, UN Resolutions on SDGs, M&E Framework, UN SDG Reports, SDGs Financial Strategies, Statements, Global SDG Tracking and SDG Tracking etc.

# Data Ecosystem

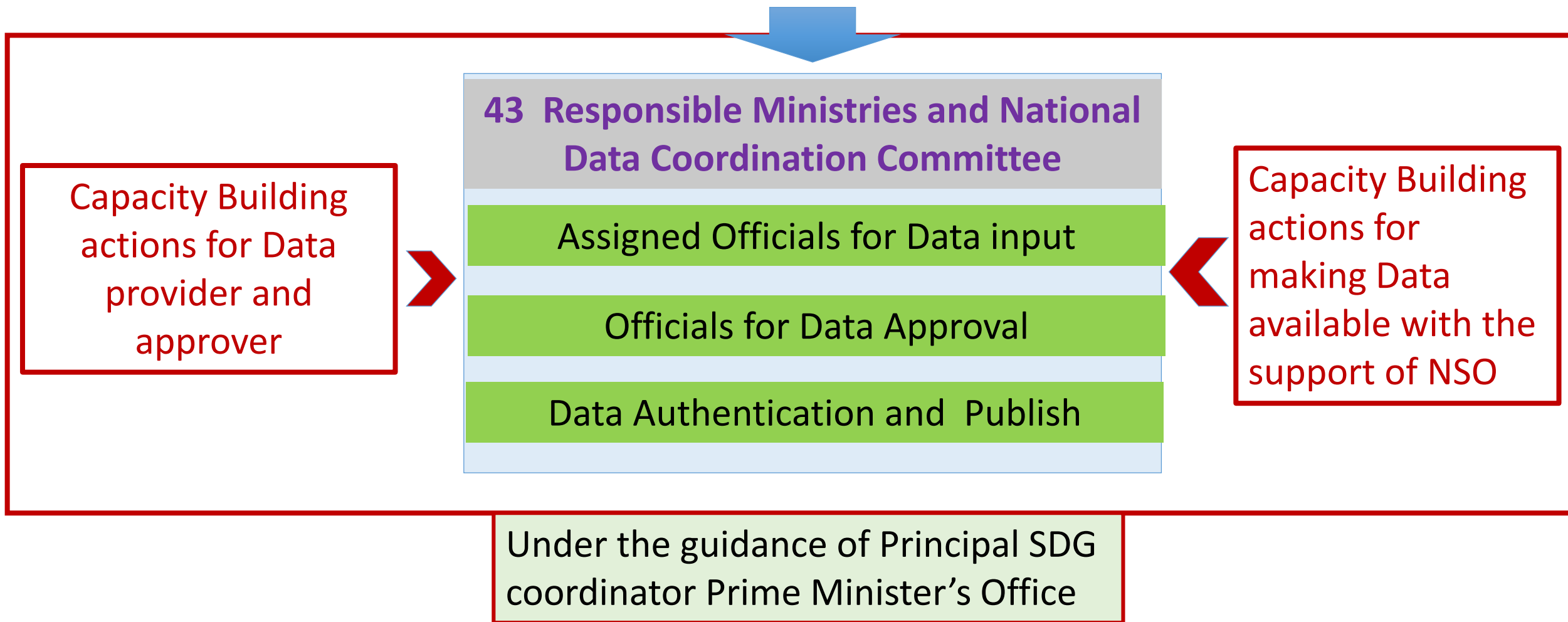


- Public representatives**
- Ministries**
- Directorates**
- Government Agencies**
- Development partners**
- CSOs**
- International organizations**
- Citizens**
- Private Sectors**



# Whole of the government approach

## 232 SDG Indicators and 39 Priority Indicators for Localizing SDGs

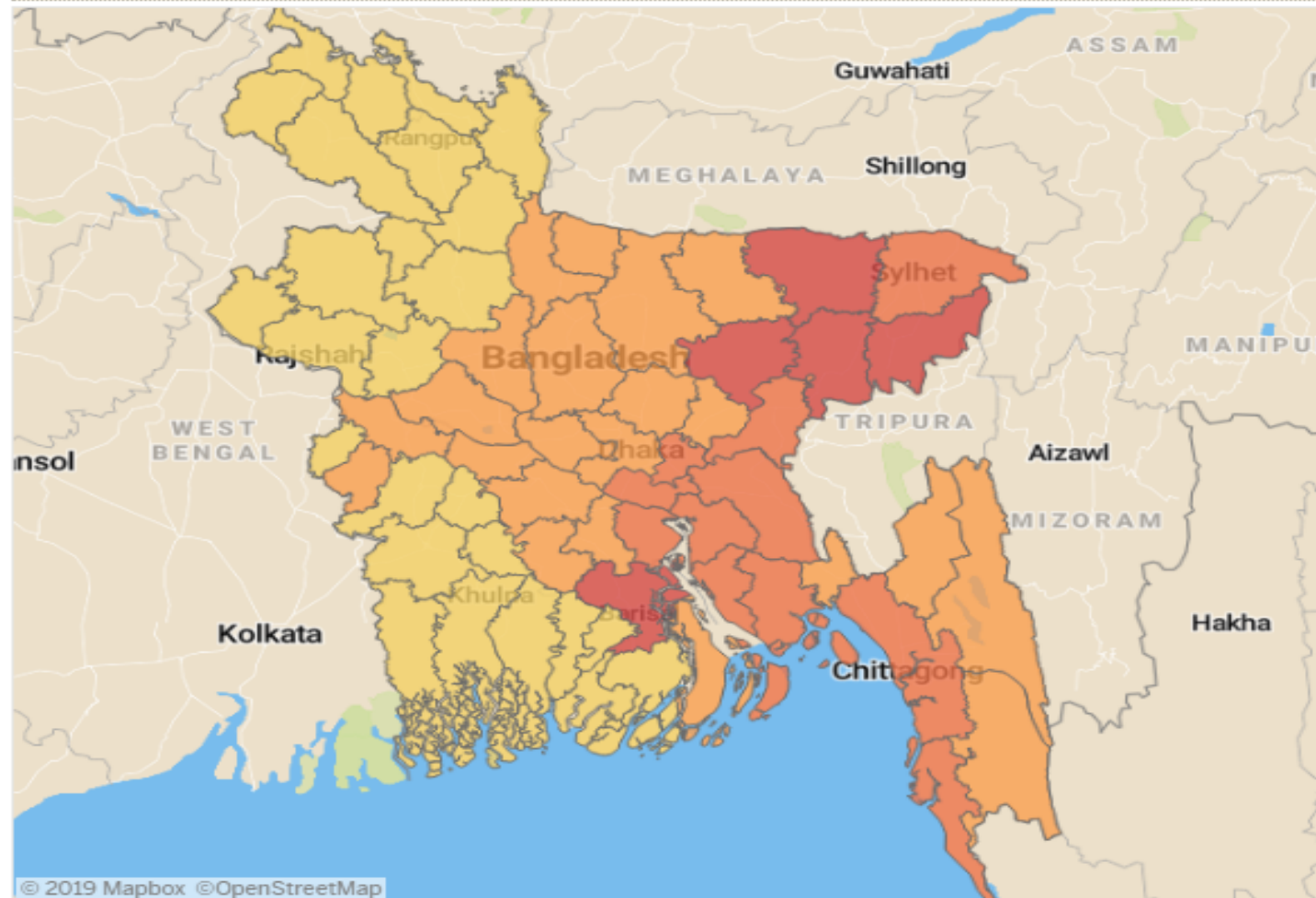


# SDG thematic Data analytics on Student teacher ratio

## District wise High Ratio of Student & Teacher

District	Division	District I
Habiganj	Sylhet	1
Kishoreganj	Dhaka	2
Sunamganj	Sylhet	3
Barisal	Barisal	4
Maulvibazar	Sylhet	5
Shariatpur	Dhaka	6
Brahmanb...	Chittagong	7
Cox's Bazar	Chittagong	8
Noakhali	Chittagong	9
Narayanganj	Dhaka	10
Chittagong	Chittagong	11
Lakshmipur	Chittagong	12
Sylhet	Sylhet	13
Munshiganj	Dhaka	14
Chandpur	Chittagong	15
Comilla	Chittagong	16
Manikganj	Dhaka	17
Khagrachha..	Chittagong	18
Bandarban	Chittagong	19
Rangamati	Chittagong	20
Madaripur	Dhaka	21
Netrakona	Mymensingh	22
Feni	Chittagong	23

## District wise Student Teacher Ratio (Heat Map)



### Color Scale



### Filter Division

(All)

### Filter District

(All)

### Filter MPO

(All)

### Filter Area

(All)

### Filter Student Type

(All)

### Filter Education L...

(All)

### Filter Institution ...

(All)

### Filter Geogrpyp

(All)

# SDG thematic Data Analytics on Financial Inclusion



## User of financial services: district wise

Year:

National percentage

Mobile money user

Registered

National percentage

Bank account user

Registered

National percentage

Non-bank financial account user

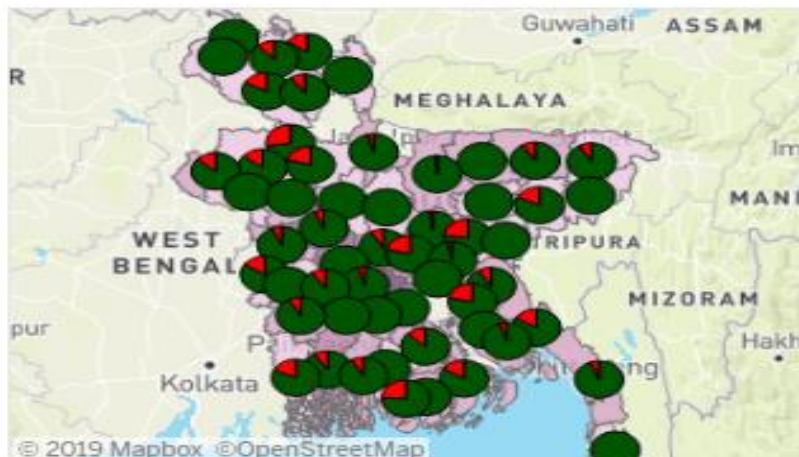
Registered

District wise: 2017



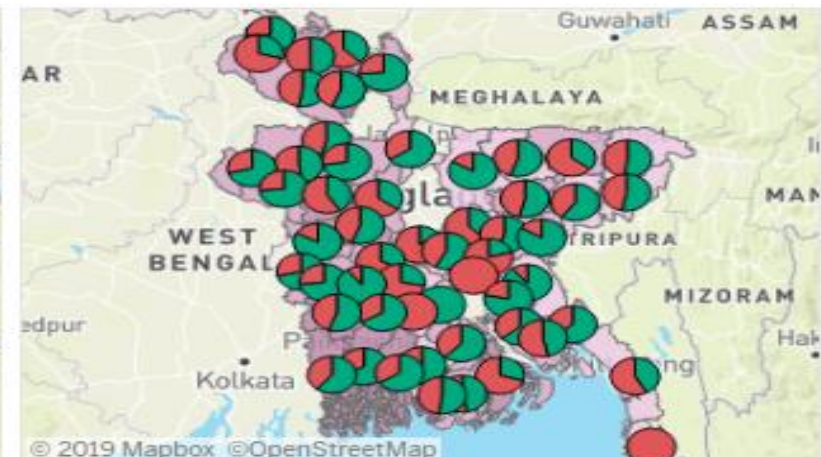
Registere... Registered Not registered

District wise: 2017



Registere... Registered Not registered

District wise: 2017



Registere... Registered Not registered

# SDGs Implementation Review (SIR-2018)



High level coordination mechanism representing institutions of the public and private sector and different stakeholders established.

On 4<sup>th</sup> to 6<sup>h</sup> July 2018 around 2000 participants from Government, NGOs, DPs, Private sector, Academia, media, CSO etc. participated in the SDGs Implementation Review (SIR) Conference.



These mechanism include both data and qualitative assessments on progress and challenges of SDGs.

# SDGs Progress Report 2018

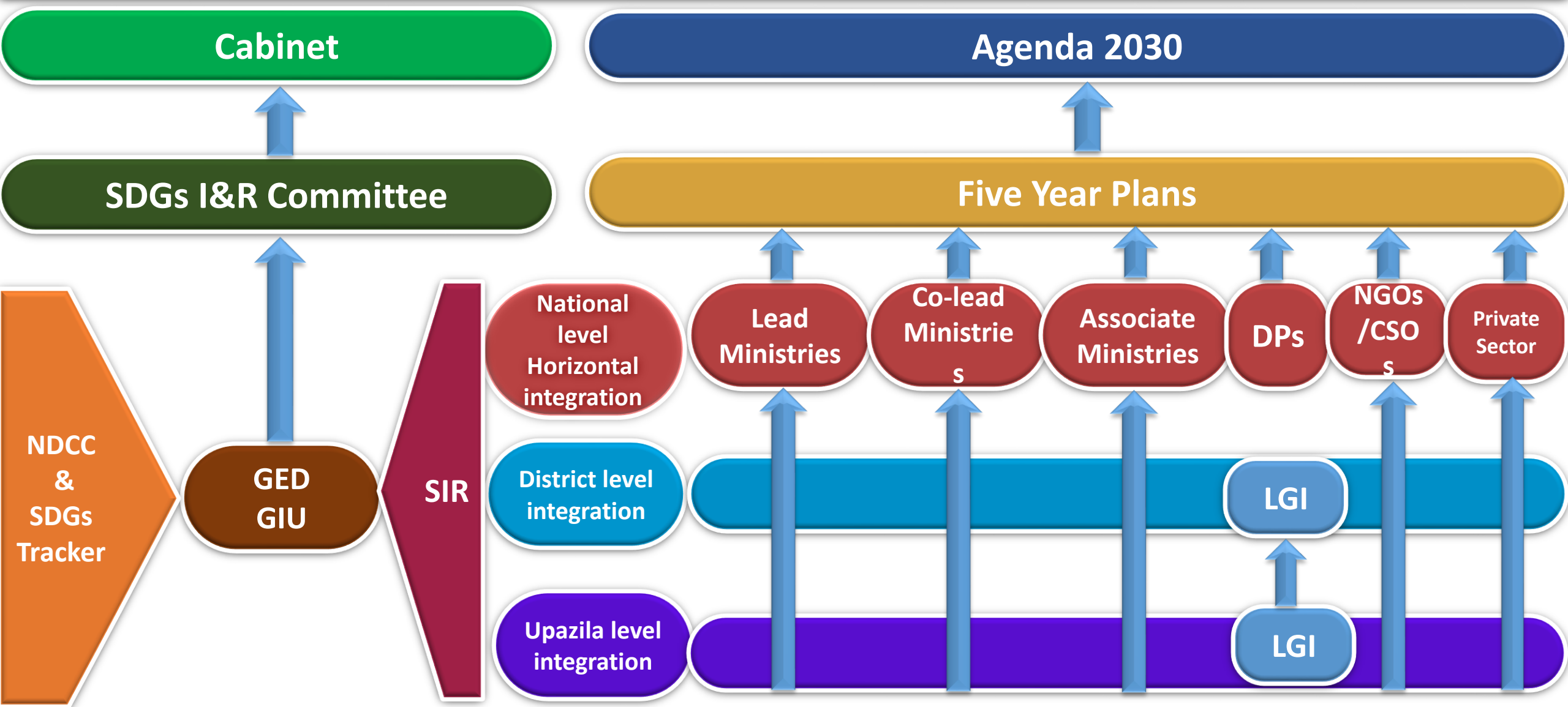


- Poverty Reduction
- Government spending on health, education & social protection
- Access to electricity
- Improving child health
- Political empowerment of women
- Manufacturing sector led growth
- Increasing Per capita GDP
- Access to ICT increasing

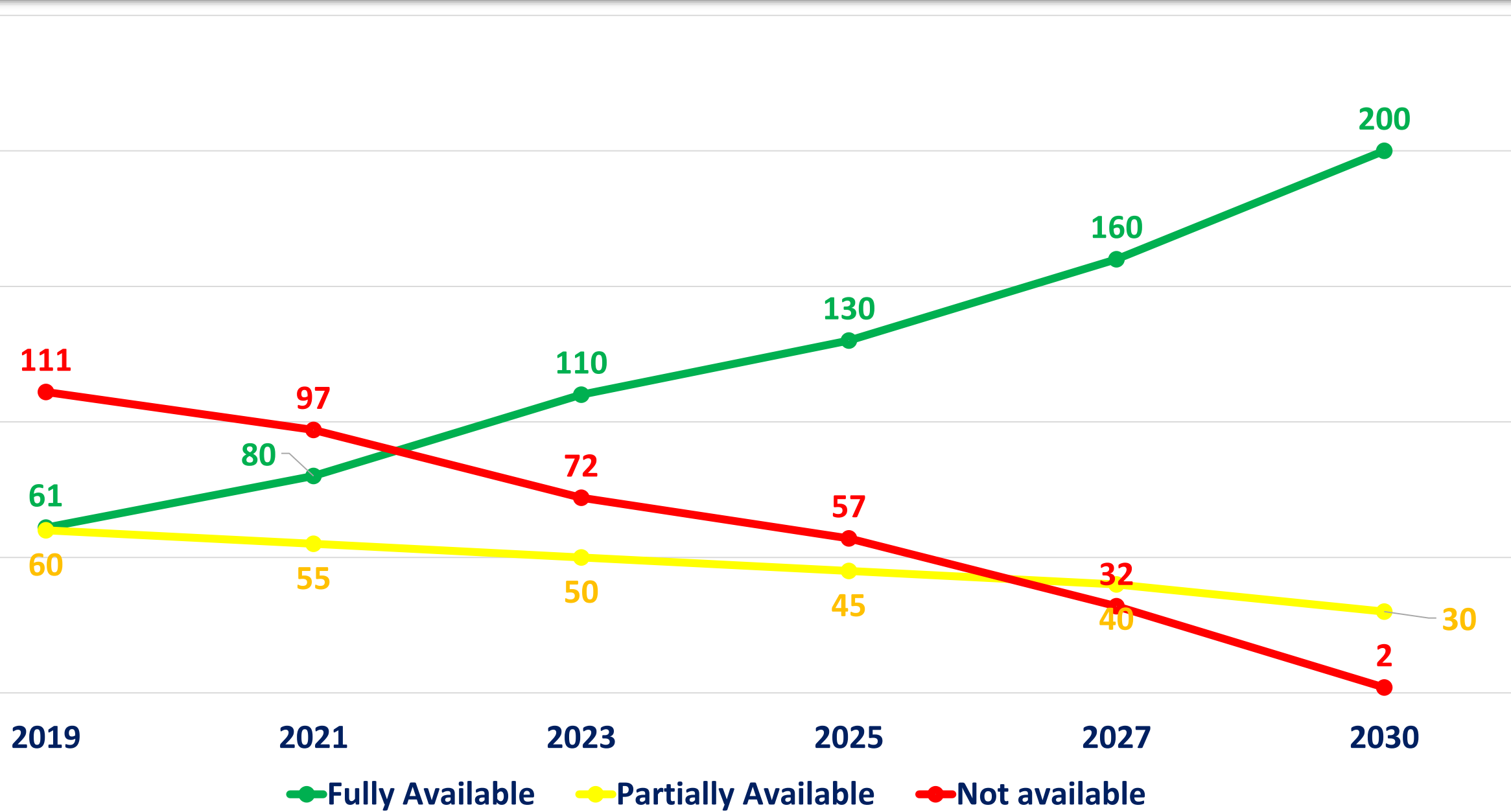


- Reducing absolute number of poor
- Ensuring nutrition security
- Ensuring Universal Health Coverage
- Warranting quality education
- Adapting climate change
- Increasing domestic resource mobilization
- Attracting Foreign Direct Investment

# National SDGs Implementation & Review Framework



# SDGs Data Availability Plan for 2030 Agenda



# Hon'ble Prime Minister Sheikh Hasina's Visionary Leadership

has turned Bangladesh from a Least Developed Country to a Developing Country.  
Her Vision now is to transform Bangladesh into a Developed Country by 2041.

**4 times elected and longest** serving prime minister in the history of Bangladesh

**26<sup>th</sup>** Most Powerful Woman  
(by Forbes Magazine)

**Top 100 Global Thinkers** of the present decade  
(by Foreign Policy Journal)

Member of

**UN Council of Women  
World Leaders**

**Named on the list of 100 most influential people**  
(by Times Magazine)

“ I am confident that Bangladesh could show its capacity in achieving SDGs the way it achieved the MDG goals. ”

Honorable Prime Minister  
Sheikh Hasina





